




Appendix A: CSA Performance Monitoring (19th March 2013)

Priority: Anti-Social Behaviour including Environmental

Lead: KCC and Kent Police

Proxy Measure / Indicator		Baseline '10/11	Jan - Dec			Diff. to Baseline
			2011	2012	Change	
Percentage of people who perceive a high level of ASB in their local area (KCVS) <i>(Kent excluding Medway)</i>		4.5%	2.9%	1.7%	▼ 1.2	▼ 2.8
<p>The percentage of people who perceive a high level of ASB in their local area has decreased across Kent during the last 12months with only Canterbury and Shepway showing an increase in concern. The greatest improvement in perception of ASB has been reported in Gravesham, with 0.9% of the population perceiving a high level of ASB compared to 5.2% in the previous year.</p> <p>A greater emphasis is now placed on a harm based approach to ASB and part of this is to monitor satisfaction levels via the ASB satisfaction survey. One of the key performance indicators (as referenced in the Policing Plan) is to increase the 'percentage of those reporting ASB who are satisfied with the overall service'. Year ending December 2012 data shows 84.5% of people in Kent & Medway were satisfied with the service, exceeding the 2012/13 Force target of 79.3%.</p> <p>There has been a very positive upwards track of this satisfaction target. Linked to the fact that there have been over 7,000 fewer ASB incidents reported to Kent Police (April to Feb 2012/13 compared to 2011/12).</p> <p>However, Noise complaints continue to increase, despite the overall reduction in ASB calls. Work is being progressed with District Authorities to review response to noise calls by District Authorities.</p>						
Aims / Actions		Progress				
1	Countywide ASB Case Management system established to enable data sharing across all agencies of incidents and actions taken					
Develop a countywide case management system:- Piloted in a designated Area; and subsequently rolled-out countywide		The ASB case management system continues to be developed with partner agency project management and financial support. It was presented by Insp Willis and Mr James Parris at the Partnership ASB Gold Group on 14 th Feb 2013. The actual system is now being “bench tested” prior to “field” testing in the latter part of Q4				
2	Countywide ASB strategy established to ensure consistency in reporting and dealing with ASB issues across all agencies					
Develop a countywide multi-agency strategy agreed by all partners		Following a period of consultation the draft partnership strategy and minimum standards was approved by the Kent Community Safety Partnership (KCSP) on the 1 st November 2012 and subsequently agreed at the Medway CSP on 3 rd December 2012. A Task and Finish group is currently being established to look at implementation of the strategy.				

Key to Progress against Actions:-

	Complete		In Progress		Incomplete
--	----------	---	-------------	---	------------

Appendix A: CSA Performance Monitoring (19th March 2013)

Priority: Domestic Abuse

Lead: Stuart Skilton (Chair of Kent & Medway Domestic Abuse Strategy Group)

Proxy Measure / Indicator	Baseline '10/11	Jan - Dec			Diff. to Baseline
		2011	2012	Change	
Number of Domestic Abuse Incidents (Kent excluding Medway)	17,748	18,304	18,506	▲ 1.1%	▲ 4.3%
% of repeat victims of Domestic Abuse (Kent excluding Medway)	23.8%	23.6%	23.9%	▲ 0.3	▲ 0.1
% of repeat MARAC cases (Multi-Agency Risk Assessment Conference) (Kent excluding Medway)	14.9%	18.7%	21.4%	▲ 2.7	▲ 6.5
<p>During the last nine months (Apr '12 to Dec '12) the number of domestic abuse incidents reported to Kent Police has increased in seven of the twelve districts/boroughs across Kent compared to the same period in the previous year with the highest total number of incidents so far this year reported in Thanet.</p> <p>In Kent (excluding Medway) over the last 12 months (Jan' 2012 – Dec' 2012) there have been 1005 Multi Agency Risk Assessment Conferences (MARACs) with 215 repeat cases (21.4%). Compared to the same period in the previous year there has been a 47% increase in the number of cases heard at MARAC.</p> <p>Please note, since the requirement to conduct Domestic Homicide Reviews (DHR) came into effect on 13th April 2011 nine DHRs have been considered across Kent and Medway. Five occurred in 2011/12 (3 in Kent and 2 in Medway) and at the time of writing this report a further four domestic homicides took place in Kent during the current year (2012/13). Of the 9 cases considered, 8 DHRs have been commissioned.</p>					
Aims / Actions		Progress			
3	Provide support to victims of domestic abuse through one generic pathway for all involved in domestic abuse to provide and access advice and support				
Create a website portal for all domestic abuse services for Kent and Medway		The website is now in operation, business cards and posters have been distributed to partners to raise awareness and the official launch of the website took place on 28 th November 2012. <i>The following is a link to the website: www.domesticabuseservices.org.uk</i> <i>Work is now underway to develop the young people's section of the website.</i>			
4	Protect victims of domestic abuse through support and development of specialist support services to help victims of domestic abuse through both criminal and civil justice routes.				
Ongoing training for staff; Increased provision of Specialist Domestic Violence Courts (SDVC); and Delivery of Parenting Information Programme (PIP)		There are currently three Special Domestic Violence Courts (SDVC) in operation across Kent, however the recent IDVA (<i>Independent Domestic Violence Advisors</i>) Needs Analysis identified the need for an additional SDVC to be based in Folkestone Magistrates Court providing a service for the Dover, Ashford and Shepway areas. All magistrates and court staff covering SDVCs have received specialist DA training. Ongoing training and further development of SDVCs is being monitored/implemented by the County SDVC Project Board. FSC have commissioned Domestic Abuse Children's Services which became operational in October 2012. A fourth SDVC will be commissioned covering South Kent (likely to be based at Folkestone Magistrates Court) in 2013 – the provisional opening date is June 2013.			
5	Work with agencies to secure a sustainable level of financial and operational commitment to address domestic abuse issues.				

Appendix A: CSA Performance Monitoring (19th March 2013)

Establish a sustainable, domestic abuse budget with a centralised joint commissioning process	<p>A report on IDVA commissioning (<i>Independent Domestic Violence Advisors</i>) was presented to the KCSP group in July 2012. Work is ongoing to secure commitment to the proposed commissioning model led by Sarah Billiald.</p> <p>A pooled budget to commission Kent and Medway wide IDVA services has been established and the tendering processes to award this contract is currently underway with the contract due to be awarded in March 2013.</p>
---	--

Appendix A: CSA Performance Monitoring (19th March 2013)

Priority: Substance Misuse

Lead: Diane Wright (Head of Kent Drug and Alcohol Action Team)

Proxy Measure / Indicator	Baseline '10/11	Oct – Sept			Diff. to Baseline
		2010/11	2011/12	Change	
No. of drug users completing treatment successfully	896	876	794	▼ 9%	▼ 11%
No. of alcohol users completing treatment successfully	887	971	864	▼ 11%	▼ 3%
		Q4 2011/12	Q1 2012/13		
Proportion of drug users completing treatment successfully who do not re-present to treatment within 6 months.	N/A	25.18%	24.23%	▼ 0.95	N/A

We are seeing a fall in the numbers of successful discharges in community services in Kent. We recognise that this reflects a national trend, but we will continue our efforts to ensure that any national downward trend is not felt more acutely in Kent than elsewhere.

Falls were initially linked to the transition and remodelling of the West Kent treatment service, however there remains a concern that the definition of successful treatment completions applied in Kent's PbR (payment by results) model (West Kent) may have contributed to the fall in the number of recorded successful treatment completions. This is being investigated. Action Plans have been put in place with the provider to ensure that the number of successful discharges see significant improvements.

The National Treatment Agency has amended the non re-presentation measure to the following definition, aligning it with the Public Health Outcomes Measure 2.15: *Number of drug users that left drug treatment successfully (free of drug(s) of dependence) who do not then re-present to treatment again within six months as a proportion of the total number in treatment.*

Aims / Actions		Progress
6	Improve understanding of local prevalence of problematic drug use in Kent	
Central management and analysis of needle drops data, collected by each local authority and KCC waste management to assist with developing plans with local authorities and advising treatment providers on areas to target campaigns	<p>Community Safety Partnerships (CSPs) continue to discuss actions and outcomes surrounding any drugs litter finds in their area, local commissioned treatment agencies ensure their involvement in resolving any problems. The approach taken by individual CSP's varies and it has not been possible to develop a single approach across the CSP's. This objective is heavily affected by the waste management contracts employed by Districts and Boroughs which require different elements of reporting by their contracted waste providers.</p> <p>KDAAT will conduct an annual review at the end of 2012/13 of the collated information to inform future plans.</p>	
7	Increase the uptake of substance misuse services available for people with drug and/or alcohol problems	
Work with local police custody suites to increase numbers of detainees, prioritising trigger offenders, referred into the Drug Intervention Programme (DIP) and Alcohol Arrest Referral Service. As well as working with Probation, IOMU and DIP to target prolific offenders and encourage them to access treatment and building targeted interventions for offenders in the community.	<p>A current pilot being conducted at Margate custody suite on Drug Testing on arrest which targets trigger offenders is currently being evaluated.</p> <p>Drug Intervention Programme (DIP) workers continue to attend the relevant CSP meetings in their area.</p>	

Appendix A: CSA Performance Monitoring (19th March 2013)

8	Increase the uptake of substance misuse services available for people with drug and/or alcohol problems	
	Establish Alcohol and Cannabis Penalty Notice for Disorder (PND) diversion scheme	The diversion scheme is in place and running; KDAAT and Kent Police are monitoring activity and outcomes with a report due at the end of 2012/13.
9	Increase the uptake of substance misuse services available for people with drug and/or alcohol problems	
	Community safety partnerships to promote and raise awareness of local substance misuse services	Commissioned Treatment Agencies (CTA's), continue to attend the relevant CSP meetings, promoting available services and referral routes, which in turn are promoted by the partner agencies attending the meetings. Collaboration has been achieved in all CSP's areas in the promotion of services with CTA's and CSU's during alcohol, domestic abuse and drug awareness weeks as part of the National campaign. In Dover this has meant attendance at the Dover Regatta to increase the footfall through the event from 1,500 to a potential 20,000.

Appendix A: CSA Performance Monitoring (19th March 2013)

Priority: Acquisitive Crime

Lead: Steve Corbishley (Head of Partnership and Communities Command, Kent Police)

Proxy Measure / Indicator	Baseline '10/11	Jan - Dec			Diff. to Baseline
		2011	2012	Change	
Level of Theft and Handling Stolen Goods (exc. Medway)	24,150	24,986	22,323	▼ 10.7%	▼ 7.6%
Level of Domestic Burglary (exc. Medway)	4,354	4,377	4,776	▲ 9.1%	▲ 9.7%
<p>The Force experienced large reductions in Theft and handling during the last 12 months, only Gravesham and Shepway have seen increases during this time.</p> <p>The January 2012 to December 2012 figures show increases in domestic burglary for all of the districts with the exception of Maidstone and Swale (Ashford and Tunbridge Wells have the largest increases). The force has responded to the rise in burglaries by priority targeting high volume offences and offenders by way of the National Intelligence Model (NIM) processes and management through Tasking and Coordination on Divisions and at Force level. Active criminal targeting is being carried out by each of the divisions, with the most prolific of these being supported at a Force level through additional support coordinated through the Force Tasking & Coordination Group (TCG). The Force had identified domestic burglary as a risk due to very low levels in previous year.</p>					
Aim / Actions		Progress			
10	Reduce Burglary incidents both residential and non-residential				
Share information and target individuals committing crime; Increase security at vulnerable premises.		Crime Prevention Design Advisors (CPDA) are embedded within the direct control of Kent Police Partnership and Communities Command. Extensive work is being progressed by the CPDA's in support of extra training for frontline officers within this action. In addition, Kent Police are prioritising Burglary in its county wide "STAY SAFE" campaigns. The next campaign commences at the end of March 2013 to early May 2013 and is STAYSAFE in Spring.			
11	Reduce levels of shoplifting and focus on prevention and deterrence.				
Provide advice on designing out crime; Pursue banning orders.		Crime Prevention Design Advisors (CPDA) as mentioned above continue to be a driving force in this action. In addition, we are in the process of training the majority of our Neighbourhood policing teams to be able to carry out crime prevention surveys in domestic household settings. This is ongoing from our last update			
12	Reduce theft of metal				
Participate in the metal days of action as lead by British Transport Police; Raise awareness with the public and educate Scrap Metal Dealers regarding the law; Raise awareness amongst the community and reduce the number of incidents of metal theft from places of worship and schools.		Kent Police continue to work with British Transport Police (BTP) and the national programme to tackle metal theft which has resulted in continued reductions. 'Days of Action' continue on a monthly basis in Kent. In addition Kent Police have commenced a new project on metal theft reduction which is being led by a senior project manager in Kent Police. The most recent days of action took place on 11 th October 2012. Over 25 of Kent's scrap metal dealers were visited and a number of offences were identified. Further days of action are planned			

Appendix A: CSA Performance Monitoring (19th March 2013)

Priority: Violent Crime

Lead: Steve Corbishley (Head of Partnership and Communities Command, Kent Police)

Proxy Measure / Indicator		Baseline '10/11	Jan - Dec			Diff. to Baseline
			2011	2012	Change	
Level of Violent Crime (exc. Medway)		18,404	17,938	18,606	▲ 3.7%	▲ 1.1%
Level of Violence against the Person (VAP) (exc. Medway)		16,630	16,184	16,826	▲ 4.0%	▲ 1.2%
The largest percentage increases in violent crime have occurred in Dover, Gravesham and Sevenoaks (although Sevenoaks are low in volume by comparison).						
Violent Crime continues to be a priority area of business and Kent Police are working extensively with the Night Time Economy (NTE) business community to continually reduce crime in this specific time frame.						
Aim / Actions		Progress				
13	Reduce alcohol related violence.					
Ensure premises are being managed in accordance with legislation and make them safer by design to reduce the risk of confrontation; Encourage the licensed trade to use polycarbonate drinks vessels and bottles,		The strong intervention by partners through the Kent Community Alcohol Partnership and via Licensing Officers has continued to contribute to a robust control and monitoring ethos in Kent. Awareness campaigns and requirements on licenses have produced a good take-up of safer drinking vessels. A good practice guide for night time economy premises has been circulated via the Kent Police Business Crime Advisory Group.				
14	Engage with young people as victims, citizens and offenders and share information in order to better understand the picture of violent crime involving young people.					
Progress youth engagement in schools and identify further media options for better communication with young people (e.g. social networking sites); Establish those young people who are at risk of becoming victims of violent crime and sexual exploitation and work with partners to take positive steps to divert them away from committing or becoming victims of violent crime.		100,000 students have been reached in the last four years with the Kent Police 'Is it worth it?' Anti-Social Behaviour School Tour. This message focuses on the impact of alcohol on ASB and on violent crime. This innovative school based programme continues in 2013 with the most recent tour currently having taken place across schools between 4 th and 15 th February 2013. The next two week tour takes place in July 2013. We are grateful to Mr Hill OBE who enabled some Community Safety funding to be allocated to support the 2013 tour. We would be very keen for Health related agencies to engage and support this tour. The new initiative, known as STATUS (stay Safe and Tell Us) mentioned in the last progress report is going from strength to strength. This includes a safe online website for young people and 24 engagement events across the county. Full details can be viewed on www.thisisstatus.com . The most recent event took place on 15 th Feb in Margate. Over 250 young people attended the event. The next event is in partnership with Kent Community Wardens and will take place at Headcorn Village Hall on 12 th April 2013.				
15	To prevent first time offending, prevent re-offending and reduce the risk of young people becoming victims of violent crime.					
Use education, diversionary and restorative approaches where appropriate as well as enforcement to protect young people from those who unlawfully sell or supply them with alcohol.		This continues to be daily business for Kent Police who actively target under age sales in conjunction with Trading Standards. It is a key element of the Kent Community Alcohol Partnership. We also continue to work with retailers to progress the Challenge 25 initiative. There remains a significant issue with parents giving alcohol to their children and we are working to address this. In addition, the problem of "proxy sales" (adult buying for child) continues.				

Appendix A: CSA Performance Monitoring (19th March 2013)

Priority: Road Safety

Lead: Steve Griffiths (Director Community Safety, Kent Fire and Rescue Service)

Proxy Measure / Indicator	Baseline (Jan-Dec '10)	Oct - Sep			Diff. to Baseline
		2010/11	2011/12	Change	
Number of all KSI casualties (Killed or seriously injured)	545	565	598	▲ 5.8%	▲ 9.7%

The overall KSI casualty figures have been on a downward trend for a number of years now; however the figures in 2012 are currently slightly higher than in 2011. The highest increase so far has been in September where there were 15 more KSIs than in September 2011; the 2012 figures are however still provisional. The most recent detailed analysis around trends and geographic hotspots has been included in the new RTC district profiles, which have now been updated and published including 2011 data. This shows that the CSPs with the most casualties per 10,000 population are Dartford followed by Ashford and the ones with the least are Medway followed by Canterbury. For more detailed information including the identified priorities for each CSP please see the RTC district profiles (*available to partners via the Kent Connects Safer Communities Portal*).

NB. All 2012 data is unvalidated and therefore subject to change - final figures will be released in April 2013

Aim / Actions	Progress
---------------	----------

16 Increase road safety amongst vulnerable and high risk road user groups

Expand the License 2 kill programme; Promote road safety for powered 2 wheeled vehicles through programmes such as new fire bike; and Explore the possibility of establishing a Kent Road Safety Centre	<p>Audiences for the License to kill events have been increased by 1,000 students to 7,000 per year</p> <p>The Firebike scheme has taken delivery of the new fire bike and is being used at events/courses alongside the existing fire bike. The new 'Biker Down' course continues to be a success and has received a Prince Michael road safety award. The scheme has been adopted by a number of other fire services nationally. The team is going to hold a number of track days to share safe riding practices with bikers.</p> <p>The development of the road safety Centre is moving forward with a proposed opening date of Jan 2015. Work is currently going on to develop the education experience for the student visitors.</p>
---	---

17 Increase the opportunities for training for Kent's road users

Increase the range of driver awareness courses available as an alternative to enforcement and penalties and improve the driver/rider training sessions	<p>The care group held a road traffic collision (RTC) practitioners workshop in September where priorities were agreed and work commenced on developing multi-agency key road safety education messages. It was agreed to focus on young drivers, powered two wheeler riders and pedestrians and cyclists</p> <p>The new road safety centre planned for the Rochester area will become the base for a wide range of road safety education packages including KFRS's newly developed course aimed at young drivers and their parents</p>
--	---

18 Raise the profile of road safety amongst district and community safety groups

Produce district profiles that detail high risk areas and individuals; Undertake a series of presentations to community safety groups to raise the importance of road safety and the impact it has on the Kent economy; and Expand Speed watch (parish led prevention activity)	<p>District profiles have been completed and distributed to Community Safety Partnerships (CSPs) to help inform road safety actions within the CSPs. Meetings have also been undertaken with managers or co-ordinators from the CSPs to discuss/explain the profiles.</p> <p>These profiles are in use and have influenced priorities and activity across the county.</p> <p>The profiles have been recently updated and presented to Community Safety Managers at a workshop in January.</p>
---	---